

Maine (ME) (4 votes)

Capital: **Augusta**
 Area: **35,385 sq mi. / 91,646 sq km**
 Population: **1,338,404**
 Nickname: **"The Pine Tree State"**
 State motto: **"I Direct"**
 Governor: **Janet Mills (D)**
 U.S. Senators: **Susan Collins (R),**
Angus King (I)



How will your state vote?

Predicting a vote is a challenging task. Political researchers have different opinions on how to predict an election outcome. Different formulas and methods are used, however none is perfect. Each prediction is a snapshot of the voters' opinion at a certain point in time. But with election issues and current events changing so fast, it is quite a challenge to have an accurate prediction of how the election will turn out. In the 2016 election, most political pundits and polls before Election Day had Democratic candidate Hillary Clinton in the lead. Yet, while Clinton won the majority of the popular vote, the Republican candidate Donald J. Trump won the Electoral College votes of key swing states and thus the Presidency.

What are the most common predictors to determine how citizens will vote? Socio-economic factors are among the most important ones. They include, but are not limited to, citizens' education, income, and ethnicity. While these are often mentioned as decisive, others are important to consider as well. For example, many Americans cast their vote based on a single issue like health care, women's reproductive rights, the economy, or the environment. These voters choose their preferred candidate based on the issue most important to their identity, their social network, or personal biography, for example religious affiliation, ideology, or health. Americans also often cast their vote in a local context and are influenced by political and social issues affecting their own state. Finally, calculating voter turnout is key to an accurate prediction.

Some key variables for predicting the election outcome



Voting history

How have people in the state voted in the past? Is the state solidly red, blue, or purple? What is the expected turnout?



Ethnicity

What ethnic group does a citizen belong to? What is the ethnic make-up of the state?



Religion

How important is religion to the citizens? How often do they pray or attend worship service?



Economy

What's the current economic situation in the state? How many citizens live in poverty? How many are without a job?



Income inequality

How wide is the gap between wealthy and poor people? How much income does the top 1% in the state take home?



Education

How many people graduate from high school in your state? How many have a college degree?

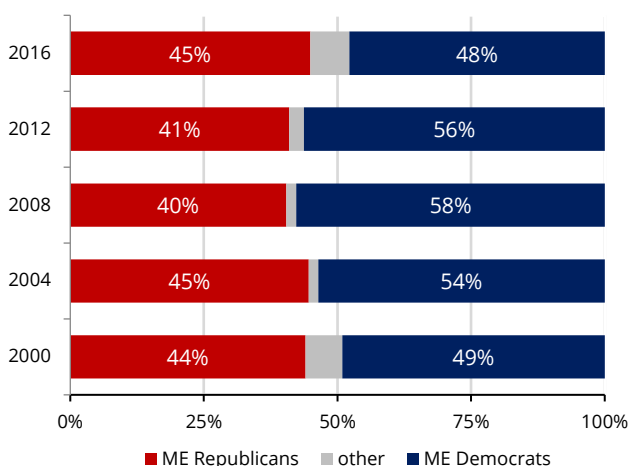


Voting history ^[2]

Maine has voted Democratic in the last seven elections.

In 2016 Hillary Clinton won the state by just 2.9% over Donald Trump. Maine was a tale of two states in that 2016 election, as Clinton won the 1st congressional district by nearly 15%, while Trump took the more rural 2nd by over 10%. This is significant in that Maine is one of only two states -along that do not use a winner-take-all electoral vote allocation. Here, the winner of the popular vote gets two electoral votes, while one is assigned to the winner of each of Maine's two congressional districts. As a result, Trump won one of the state's four electoral votes. This is the first split since Maine established this approach beginning with the 1972 election.

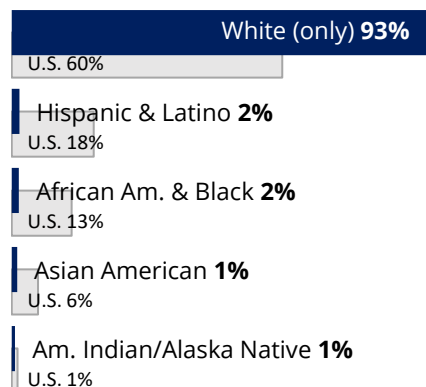
Election results in Maine (2000–2016): ^[3]



Voter turnout 2016:



Ethnicity ^[4]



(U.S. average in grey)



Religion ^[5]

ME is tied for 48th most religious state overall

34% of adults in ME are "highly religious," based on an overall index

Religious profile of Maine

34% (48th) say religion is very important in their lives

22% (49th) say they attend worship at least weekly

35% (50th) say they pray daily

48% (48th) say they believe in God w/ absolute certainty



Economy ^[4]

12.1% (31st highest)
poverty rate

3.2% (14th lowest)
unemployment rate



Income inequality ^[6]

The **top 1%** take home **14% of all the income in ME.**

(U.S. average: 21%)

1% of the families



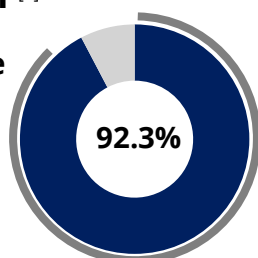
14 % of the income



Education ^[4]

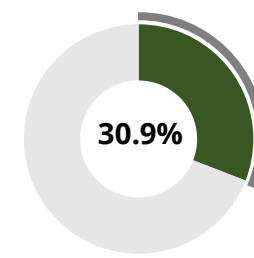
High school degree or higher
persons 25+ yrs. old

U.S. average: 87.7%



Bachelor's degree or higher
persons 25+ yrs. old

U.S. average: 31.5%





More information on Maine*



State information

Infoplease.com: <http://www.infoplease.com/states.html>

Official state website: www.maine.gov/



Government information:

Governor: www.maine.gov/governor

State and Local Government on The Net: <http://www.statelocalgov.net/>

U.S. Senators from the state: <http://www.senate.gov/senators/contact/>

U.S. Representatives from the state: <https://www.house.gov/representatives>



Election 2020

270towin.com: <http://www.270towin.com/states>

Rock the Vote – voting information: <https://www.rockthevote.org/voting-information/>

Vote.org – voter registration rules: <https://www.vote.org/voter-registration-rules/>



Statistics

Quick Facts from the US Census Bureau (select state): <https://www.census.gov/quickfacts/>

Economic Policy Institute – The Unequal States of America: <https://epi.org/108519>



Media



Media Collection by the U.S. Embassy:

<http://usa.usembassy.de/media.htm>



50states.com – Local newspapers:

<http://www.50states.com/news>



OfficialUSA.com – Local TV stations:

<http://www.officialusa.com/statelguides/media/television/states.html>



Democrats and Republicans in the state

Democratic Party



<http://www.mainedems.org/>



<https://www.facebook.com/mainedems>



<http://www.youtube.com/user/MaineDems>



<https://twitter.com/mainedems>

Republican Party

<http://www.mainegop.com/>

<https://www.facebook.com/MaineHouseGOP>

<http://bit.ly/MEGOPyoutube>

<https://twitter.com/mainegop>

* For most web-resources, you will have to select your state from a list or type in your state name in a search field. Please note, these are third-party resources, Teach About U.S. is not responsible for this content.

Sources: 1. State map: [Wikimedia Commons](#); 2. Voting history text: adapted from [270towin.com](#); 3. U.S. election history: [David Leip's Election Atlas](#); 4. Ethnicity, economy, and education data: [U.S. Census Bureau](#); 5. Religion data: [Pew poll: How religious is your state?](#); 6. Wealth and income inequality data: [Economic Policy Institute – The Unequal States of America](#).