

Indiana (IN) (11 votes)

Capital: **Indianapolis**
 Area: **36,418 sq mi. / 94,321 sq km**
 Population: **6,691, 878**
 Nickname: **"The Hoosier State"**
 State motto: **"The Crossroads of America"**
 Governor: **Eric Holcomb (R)**
 U.S. Senators: **Todd Young (R),
Mike Braun (R)**



How will your state vote?

Predicting a vote is a challenging task. Political researchers have different opinions on how to predict an election outcome. Different formulas and methods are used, however none is perfect. Each prediction is a snapshot of the voters' opinion at a certain point in time. But with election issues and current events changing so fast, it is quite a challenge to have an accurate prediction of how the election will turn out. In the 2016 election, most political pundits and polls before Election Day had Democratic candidate Hillary Clinton in the lead. Yet, while Clinton won the majority of the popular vote, the Republican candidate Donald J. Trump won the Electoral College votes of key swing states and thus the Presidency.

What are the most common predictors to determine how citizens will vote? Socio-economic factors are among the most important ones. They include, but are not limited to, citizens' education, income, and ethnicity. While these are often mentioned as decisive, others are important to consider as well. For example, many Americans cast their vote based on a single issue like health care, women's reproductive rights, the economy, or the environment. These voters choose their preferred candidate based on the issue most important to their identity, their social network, or personal biography, for example religious affiliation, ideology, or health. Americans also often cast their vote in a local context and are influenced by political and social issues affecting their own state. Finally, calculating voter turnout is key to an accurate prediction.

Some key variables for predicting the election outcome



Voting history

How have people in the state voted in the past? Is the state solidly red, blue, or purple? What is the expected turnout?



Ethnicity

What ethnic group does a citizen belong to? What is the ethnic make-up of the state?



Religion

How important is religion to the citizens? How often do they pray or attend worship service?



Economy

What's the current economic situation in the state? How many citizens live in poverty? How many are without a job?



Income inequality

How wide is the gap between wealthy and poor people? How much income does the top 1% in the state take home?



Education

How many people graduate from high school in your state? How many have a college degree?

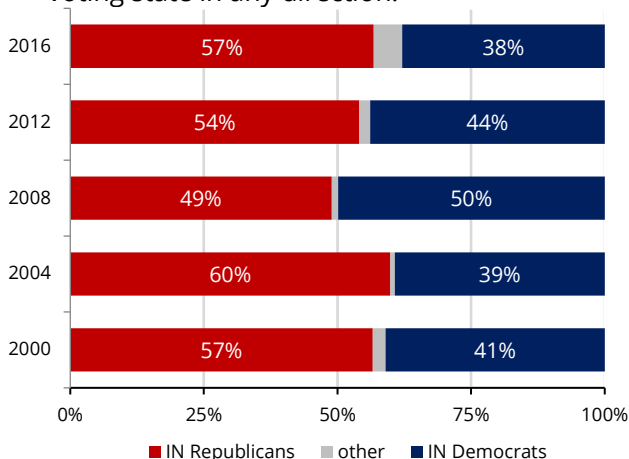


Voting history ^[2]

Indiana joined the Union in December 1816.

It has been primarily Republican throughout its history, and today is the “reddest” state in the Midwest. Since 1940, it has only voted Democratic in 1964, when Lyndon Johnson won a landslide over Barry Goldwater and again in 2008, when Barack Obama edged John McCain in the 3rd closest race of that election (behind Missouri and North Carolina). Republicans have won by double-digits in the last two elections, with Donald Trump receiving about 57% to Hillary Clinton's 38% in 2016. An interesting factoid: In both 1992 and 1996, Indiana was an island of red, its

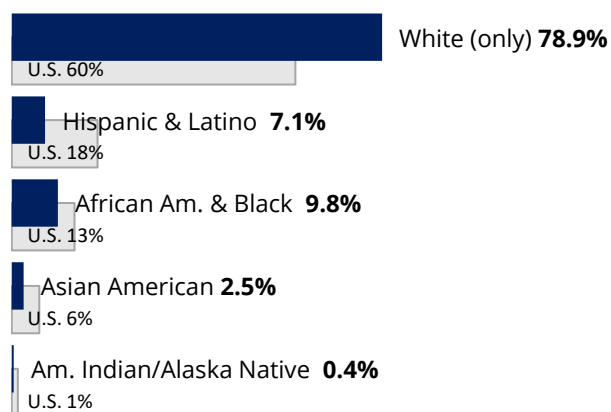
Election results in Indiana (2000-2016) ^[3]
Indiana has not been a swing state in any direction.



Voter turnout 2016:



Ethnicity ^[4]



(U.S. average in grey)



Religion ^[5]

IN is tied for 22nd most religious state overall

54% of adults in IN are “highly religious,” based on an overall index

Religious profile of Indiana

53% (20th) say religion is very important in their lives

37% (18th) say they attend worship at least weekly

52% (26th) say they pray daily

63% (25th) say they believe in God w/ absolute certainty



Economy ^[4]

13.7% (23rd highest) poverty rate

3.5% (23rd lowest) unemployment rate



Income inequality ^[6]

The **top 1%** take home **15% of all the income in IN.**

(U.S. average: 21%)

1% of the families



15% of the income

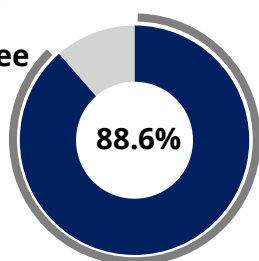


Education ^[4]

High school degree or higher

persons 25+ yrs. old

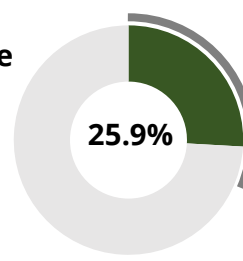
U.S. average: 87.7%



Bachelor's degree or higher

persons 25+ yrs. old

U.S. average: 31.5%



More information on Indiana*



State information

Infoplease.com: <http://www.infoplease.com/states.html>

Official state website: www.in.gov/



Government information:

Governor: www.in.gov/gov

State and Local Government on The Net: <http://www.statelocalgov.net/>

U.S. Senators from the state: <http://www.senate.gov/senators/contact/>

U.S. Representatives from the state: <https://www.house.gov/representatives>



Election 2020

270towin.com: <http://www.270towin.com/states>

Rock the Vote – voting information: <https://www.rockthevote.org/voting-information/>

Vote.org – voter registration rules: <https://www.vote.org/voter-registration-rules/>



Statistics

Quick Facts from the US Census Bureau (select state): <https://www.census.gov/quickfacts/>

Economic Policy Institute – The Unequal States of America: <https://epi.org/108519>



Media



Media Collection by the U.S. Embassy:

<http://usa.usembassy.de/media.htm>



50states.com – Local newspapers:

<http://www.50states.com/news>



OfficialUSA.com – Local TV stations:

<http://www.officialusa.com/stateguides/media/television/states.html>



Democrats and Republicans in the state

Democratic Party



<http://www.indems.org/>

<http://www.facebook.com/indems>

<http://www.youtube.com/user/inhousedems>

<https://twitter.com/indems>

Republican Party

<http://indiana.gop/>

<http://www.facebook.com/indgop>

<http://bit.ly/IndGop>

<https://twitter.com/indgop>

* For most web-resources, you will have to select your state from a list or type in your state name in a search field. Please note, these are third-party resources, Teach About U.S. is not responsible for this content.

Sources: 1. State map: [Wikimedia Commons](#); 2. Voting history text: adapted from [270towin.com](#); 3. U.S. election history: [David Leip's Election Atlas](#); 4. Ethnicity, economy, and education data: [U.S. Census Bureau](#); 5. Religion data: [Pew poll: How religious is your state?](#); 6. Wealth and income inequality data: [Economic Policy Institute – The Unequal States of America](#)