

Oregon (OR) (8 votes)

Capital: **Salem**
 Area: **98,381 sq mi. / 254,806 sq km**
 Population: **4,233,358**
 Nickname: **"Beaver State"**
 State motto: **"She Flies with Her Own Wings"**
 Governor: **Tina Kotek (D)**
 U.S. Senators: **Ron Wyden (D),
 Jeff Merkley (D)**



How will your state vote?

Predicting a vote is a challenging task. Political researchers have different opinions on how to predict an election outcome. Different formulas and methods are used, however none is perfect. Each prediction is a snapshot of the voters' opinion at a certain point in time. But with election issues and current events changing so fast, it is quite a challenge to have an accurate prediction of how the election will turn out. In the 2020 election, most political pundits and polls before Election Day accurately estimated that Democratic candidate Joe Biden would receive more votes than the Republican candidate and former President Donald J. Trump. However, Biden's victory in the Electoral College was narrower than predicted because the polls overstated Biden's support relative to Trump.

What are the most common predictors to determine how citizens will vote? Socio-economic factors are among the most important ones. They include, but are not limited to, citizens' education, income, and ethnicity. While these are often mentioned as decisive, others are important to consider as well. For example, many Americans cast their vote based on a single issue like health care, women's reproductive rights, the economy, or the environment. These voters choose their preferred candidate based on the issue most important to their identity, their social network, or personal biography, for example religious affiliation, ideology, or health. Americans also often cast their vote in a local context and are influenced by political and social issues affecting their own state. Finally, calculating voter turnout is key to an accurate prediction.

Some key variables for predicting the election outcome



Voting history

How have people in the state voted in the past? Is the state solidly red, blue, or purple? What is the expected turnout?



Ethnicity

What ethnic group does a citizen belong to? What is the ethnic make-up of the state?



Religion

How important is religion to the citizens? How often do they pray or attend worship service?



Economy

What's the current economic situation in the state? How many citizens live in poverty? How many are without a job?



Income inequality

How wide is the gap between wealthy and poor people? How much income does the top 1% in the state take home?



Education

How many people graduate from high school in your state? How many have a college degree?

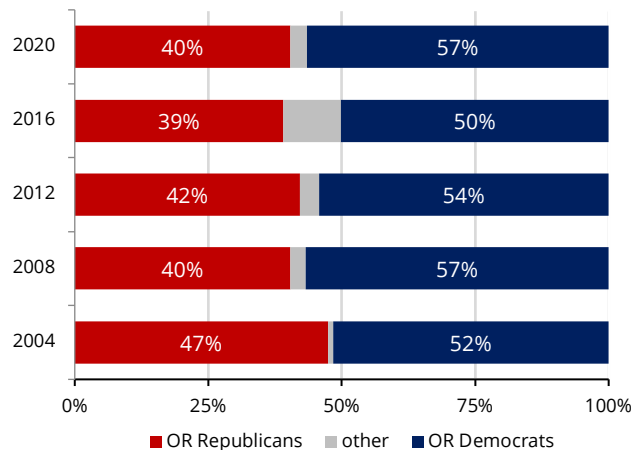


Voting history ^[2]

Oregon joined the union in February 1859 after being carved out of the Oregon Territory.

The state voted almost exclusively Republican from its founding until 1984, except 1868, 1912 and 1964 and the four elections won by Franklin Roosevelt during the Great Depression and World War II. Starting in 1988, the state went Democratic and has done so to this day. In 2020, Joe Biden defeated Donald Trump by 16%. Oregon's population has grown steadily over the years and it has added an electoral vote every few decades. After last increasing in 1984, the state will go from 7 to 8 for the 2024 election.

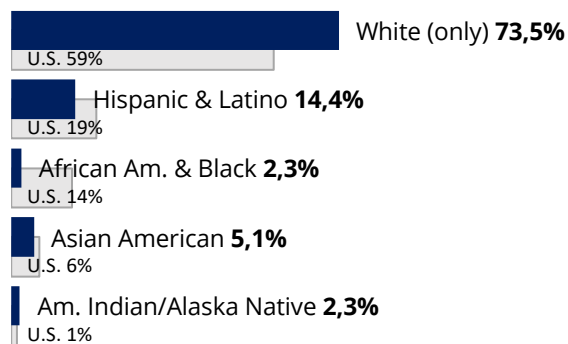
Election results in Oregon (2004–2020): ^[2]



Voter turnout 2020:



Ethnicity ^[3]



(U.S. average in grey)



Religion ^[4]

OR is tied for 39th most religious state overall

48% of adults in OR are "highly religious," based on an overall index

Religious profile of Oregon

45% (39th) say religion is very important in their lives

29% (42nd) say they attend worship at least weekly

45% (47th) say they pray daily

57% (38th) say they believe in God w/ absolute certainty



Economy ^[5]

12.1% (26th highest)
poverty rate

3.7% (35th lowest)
unemployment rate



Income inequality ^[6]

The **top 1%** take home **17% of all the income in OR.**

(U.S. average: 21%)

1% of the families



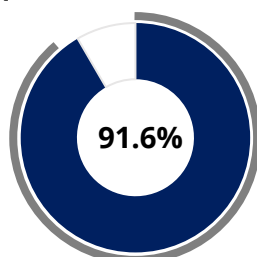
17% of the income



Education ^[3]

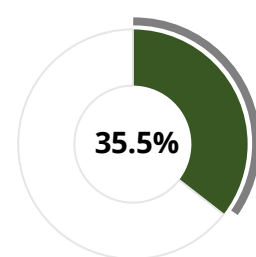
High school degree or higher
persons 25+ yrs. old

U.S. average (grey): 89.1%



Bachelor's degree or higher
persons 25+ yrs. old

U.S. average (grey): 34.3%



More information on Oregon*



State information

Official state website: www.oregon.gov/



Media



Oregon Political News:

<https://www.politico.com/news/oregon>



Oregon Politics Podcast:

https://podcasts.feedspot.com/oregon_political_podcasts/



Democrats and Republicans in the state

Democratic Party



<http://www.dpo.org>



<http://www.youtube.com/user/oregondemocrats>



<http://twitter.com/ORDems>



<https://www.instagram.com/oregondems/>



<https://www.tiktok.com/@oregonhousedemocrats>

Republican Party

<http://www.oregonrepublicanparty.org>

<http://www.youtube.com/OregonRepublicans>

<http://twitter.com/OregonGOP>

<https://www.instagram.com/oregongop/>

no official site

* Please note, these are third-party resources, Teach About U.S. is not responsible for this content.

Sources:

1. State map: [Wikimedia Commons](#)
2. Voting history text: adapted from 270towin.com
3. Ethnicity, economy, and education data: [U.S. Census Bureau](#)
4. Religion data: [Pew poll: How religious is your state?](#)
5. Poverty and unemployment rate: [Poverty Rates by State & Unemployment Statistics Map](#)
6. Wealth and income inequality data: [Economic Policy Institute – The Unequal States of America](#)