

Oklahoma (OK) (7 votes)

Capital: **Oklahoma City**
 Area: **69,420 sq mi. / 181,040 sq km**
 Population: **4,053,824**
 Nickname: **"Sooner State"**
 State motto: **"Labor Omnia Vincit"**
 ("Labor Conquers All Things")
 Governor: **Kevin Stitt (R)**
 U.S. Senators: **Markwayne Mullin (R),
James Lankford (R)**



How will your state vote?

Predicting a vote is a challenging task. Political researchers have different opinions on how to predict an election outcome. Different formulas and methods are used, however none is perfect. Each prediction is a snapshot of the voters' opinion at a certain point in time. But with election issues and current events changing so fast, it is quite a challenge to have an accurate prediction of how the election will turn out. In the 2020 election, most political pundits and polls before Election Day accurately estimated that Democratic candidate Joe Biden would receive more votes than the Republican candidate and former President Donald J. Trump. However, Biden's victory in the Electoral College was narrower than predicted because the polls overstated Biden's support relative to Trump.

What are the most common predictors to determine how citizens will vote? Socio-economic factors are among the most important ones. They include, but are not limited to, citizens' education, income, and ethnicity. While these are often mentioned as decisive, others are important to consider as well. For example, many Americans cast their vote based on a single issue like health care, women's reproductive rights, the economy, or the environment. These voters choose their preferred candidate based on the issue most important to their identity, their social network, or personal biography, for example religious affiliation, ideology, or health. Americans also often cast their vote in a local context and are influenced by political and social issues affecting their own state. Finally, calculating voter turnout is key to an accurate prediction.

Some key variables for predicting the election outcome



Voting history

How have people in the state voted in the past? Is the state solidly red, blue, or purple? What is the expected turnout?



Ethnicity

What ethnic group does a citizen belong to? What is the ethnic make-up of the state?



Religion

How important is religion to the citizens? How often do they pray or attend worship service?



Economy

What's the current economic situation in the state? How many citizens live in poverty? How many are without a job?



Income inequality

How wide is the gap between wealthy and poor people? How much income does the top 1% in the state take home?



Education

How many people graduate from high school in your state? How many have a college degree?

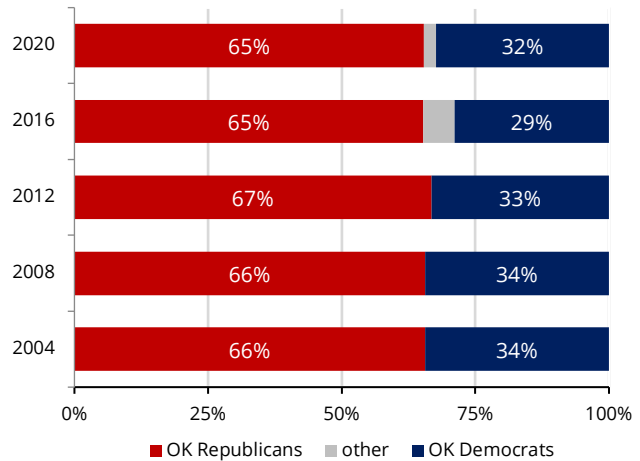


Voting history ^[2]

Oklahoma gained statehood in November 1907.

The state voted Democratic in all but two elections through 1948, but has not gone Democratic since, except in the landslide win for Lyndon Johnson in 1964. Already fairly populous when admitted to the Union, the state had seven electoral votes in the 1908 election, the first in which it participated. No state outside the original 13 colonies, except Maine, started with more. In 2020, Donald Trump defeated Joe Biden by 65% to 32%, the fifth consecutive election that the Republican has won by over 30%.

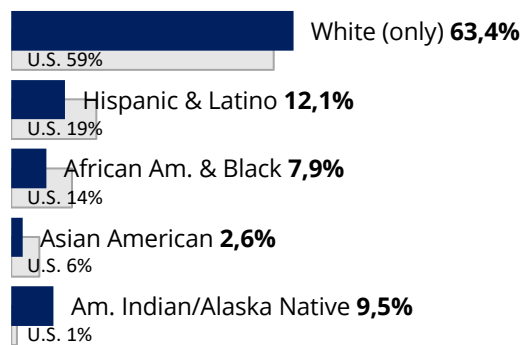
Election results in Oklahoma (2004–2020): ^[2]



Voter turnout 2020:



Ethnicity ^[3]



Religion ^[4]

OK is tied for 8th most religious state overall

66% of adults in OK are "highly religious," based on an overall index

Religious profile of Oklahoma

64% (7th) say religion is very important in their lives

43% (9th) say they attend worship at least weekly

65% (8th) say they pray daily

71% (11th) say they believe in God w/ absolute certainty



Economy ^[5]

15.7% (8th highest) poverty rate

3.4% (28th lowest) unemployment rate




Income inequality ^[6]


The **top 1%** take home **15% of all the income in OK.**

(U.S. average: 21%)

1% of the families



15% of the income

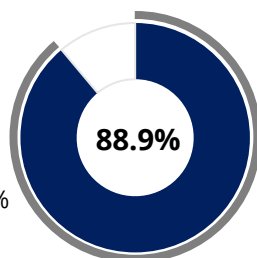


Education ^[3]

High school degree or higher

persons 25+ yrs. old

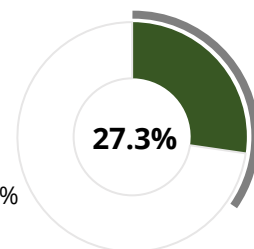
U.S. average (grey): 89.1%



Bachelor's degree or higher

persons 25+ yrs. old

U.S. average (grey): 34.3%





More information on Oklahoma*



State information

Official state website: www.ok.gov/



Media



Oklahoma Political News:

<https://www.politico.com/news/oklahoma>



Oklahoma Politics Podcast:

https://podcasts.feedspot.com/oklahoma_political_podcasts/



Democrats and Republicans in the state

Democratic Party



<http://www.okdemocrats.org>



<https://www.youtube.com/@okdemocratsodp>



<http://twitter.com/okdemocrats>



<https://www.instagram.com/okdemocrats/>



no official site

Republican Party

<https://www.okgop.com>

<http://www.youtube.com/user/OKGOP>

<http://twitter.com/officialOKGOP>

<https://www.instagram.com/okgop/>

no official site

* Please note, these are third-party resources, Teach About U.S. is not responsible for this content.

Sources:

1. State map: [Wikimedia Commons](#)
2. Voting history text: adapted from 270towin.com
3. Ethnicity, economy, and education data: [U.S. Census Bureau](#)
4. Religion data: [Pew poll: How religious is your state?](#)
5. Poverty and unemployment rate: [Poverty Rates by State](#) & [Unemployment Statistics Map](#)
6. Wealth and income inequality data: [Economic Policy Institute – The Unequal States of America](#)