

## Delaware (DE) (3 votes)

Capital: **Dover**  
 Area: **2,489 sq mi. / 6,450 sq km**  
 Population: **1,031,890**  
 Nickname: **"The First State"**  
 State motto: **"Liberty and Independence"**  
 Governor: **John Carney (D)**  
 U.S. Senators: **Tom Carper (D),**  
**Chris Coons (D)**



## How will your state vote?

Predicting a vote is a challenging task. Political researchers have different opinions on how to predict an election outcome. Different formulas and methods are used, however none is perfect. Each prediction is a snapshot of the voters' opinion at a certain point in time. But with election issues and current events changing so fast, it is quite a challenge to have an accurate prediction of how the election will turn out. In the 2020 election, most political pundits and polls before Election Day accurately estimated that Democratic candidate Joe Biden would receive more votes than the Republican candidate and former President Donald J. Trump. However, Biden's victory in the Electoral College was narrower than predicted because the polls overstated Biden's support relative to Trump.

What are the most common predictors to determine how citizens will vote? Socio-economic factors are among the most important ones. They include, but are not limited to, citizens' education, income, and ethnicity. While these are often mentioned as decisive, others are important to consider as well. For example, many Americans cast their vote based on a single issue like health care, women's reproductive rights, the economy, or the environment. These voters choose their preferred candidate based on the issue most important to their identity, their social network, or personal biography, for example religious affiliation, ideology, or health. Americans also often cast their vote in a local context and are influenced by political and social issues affecting their own state. Finally, calculating voter turnout is key to an accurate prediction.

## Some key variables for predicting the election outcome



### Voting history

*How have people in the state voted in the past? Is the state solidly red, blue, or purple? What is the expected turnout?*



### Ethnicity

*What ethnic group does a citizen belong to? What is the ethnic make-up of the state?*



### Religion

*How important is religion to the citizens? How often do they pray or attend worship service?*



### Economy

*What's the current economic situation in the state? How many citizens live in poverty? How many are without a job?*



### Income inequality

*How wide is the gap between wealthy and poor people? How much income does the top 1% in the state take home?*



### Education

*How many people graduate from high school in your state? How many have a college degree?*

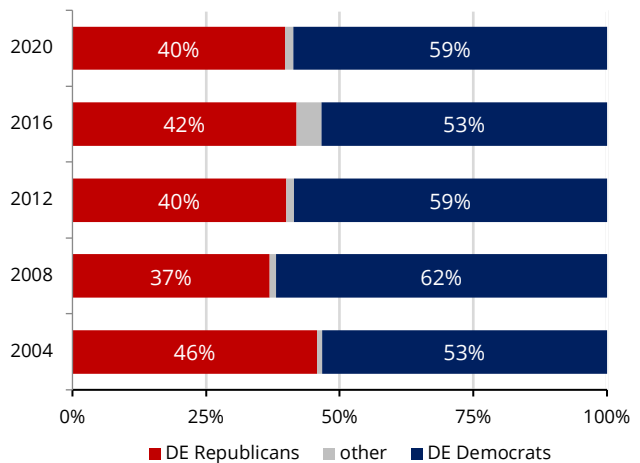


## Voting history <sup>[2]</sup>

Delaware has participated in all 59 presidential elections.

For 56 of those elections, the state has had three electoral votes – it had four during the 1810s. The fact that Delaware sided with the Republicans throughout most of the 20th century can be partially attributed to the presence of the DuPont Company and the Du Pont family and their effect on state politics. That influence waned toward the end of the century as Delaware's businesses became more diversified. Like many northeastern states, Delaware has voted Democratic in the last seven elections, with Joe Biden beating Donald Trump by 19% points in 2020. This margin was up from 2016, when Hillary Clinton won by about 11% but is nearly identical to 2012, when Joe Biden was reelected as vice president.

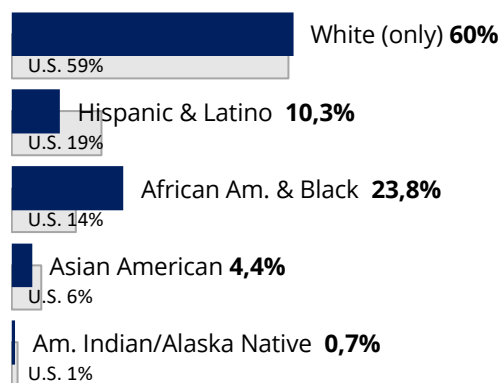
## Election results in Delaware (2004-2020) <sup>[2]</sup>



## Voter turnout 2020:



## Ethnicity <sup>[3]</sup>



(U.S. average in grey)



## Religion <sup>[4]</sup>

DE is the **32<sup>nd</sup>** most religious state overall

**52%** of adults in DE are "highly religious," based on an overall index

## Religious profile of Delaware

**46%** (37<sup>th</sup>) say religion is very important in their lives

**34%** (28<sup>th</sup>) say they attend worship at least weekly

**49%** (38<sup>th</sup>) say they pray daily

**61%** (31<sup>st</sup>) say they believe in God w/ absolute certainty



## Economy <sup>[5]</sup>

**9.4%** (49<sup>th</sup> highest) poverty rate

**4.2%** (39<sup>th</sup> lowest) unemployment rate



## Income inequality <sup>[6]</sup>


The **top 1%** take home **15% of all the income in DE.**

(U.S. average: 21%)

**1%** of the families



**15%** of the income

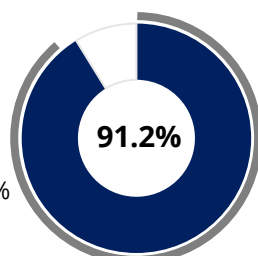


## Education <sup>[3]</sup>

**High school degree or higher**

persons 25+ yrs. old

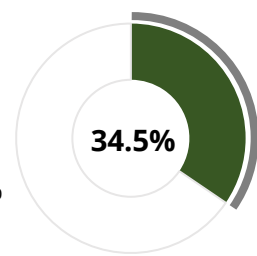
U.S. average (grey): 89.1%



**Bachelor's degree or higher**

persons 25+ yrs. old

U.S. average (grey): 34.3%





## More information on Delaware\*



### State information

Official state website: <https://delaware.gov>



## Media



Delaware Political News:

<https://www.politico.com/news/delaware>



Delaware Politics Blogs:

[https://politics.feedspot.com/delaware\\_politics\\_blogs/](https://politics.feedspot.com/delaware_politics_blogs/)



## Democrats and Republicans in the state

### Democratic Party



<http://www.deldems.org/>



[www.youtube.com/user/Deldems](http://www.youtube.com/user/Deldems)



<https://twitter.com/deldems>



[www.instagram.com/deldems/](http://www.instagram.com/deldems/)



no official site

### Republican Party

<http://www.delawaregop.com/>

[www.youtube.com/@delawarerepublicanparty9169](http://www.youtube.com/@delawarerepublicanparty9169)

<https://twitter.com/DelawareGOP>

[www.instagram.com/delawarerepublicans/](http://www.instagram.com/delawarerepublicans/)

no official site

\* Please note, these are third-party resources, Teach About U.S. is not responsible for this content.

### Sources:

1. State map: [Wikimedia Commons](#)
2. Voting history text: adapted from [270towin.com](http://270towin.com)
3. Ethnicity, economy, and education data: [U.S. Census Bureau](#)
4. Religion data: [Pew poll: How religious is your state?](#)
5. Poverty and unemployment rate: [Poverty Rates by State](#) & [Unemployment Statistics Map](#)
6. Wealth and income inequality data: [Economic Policy Institute – The Unequal States of America](#)