

## Wisconsin (WI) (10 votes)

Capital: **Madison**  
 Area: **65,498sq mi. / 169,639 sq km**  
 Population: **5,951,400**  
 Nickname: **"The Badger State"**  
 State motto: **"Forward"**  
 Governor: **Tony Evers (D)**  
 U.S. Senators: **Ron Johnson (R),  
 Tammy Baldwin (D)**



### How will your state vote?

Predicting a vote is a challenging task. Political researchers have different opinions on how to predict an election outcome. Different formulas and methods are used, however none is perfect. Each prediction is a snapshot of the voters' opinion at a certain point in time. But with election issues and current events changing so fast, it is quite a challenge to have an accurate prediction of how the election will turn out. In the 2020 election, most political pundits and polls before Election Day accurately estimated that Democratic candidate Joe Biden would receive more votes than the Republican candidate and former President Donald J. Trump. However, Biden's victory in the Electoral College was narrower than predicted because the polls overstated Biden's support relative to Trump.

What are the most common predictors to determine how citizens will vote? Socio-economic factors are among the most important ones. They include, but are not limited to, citizens' education, income, and ethnicity. While these are often mentioned as decisive, others are important to consider as well. For example, many Americans cast their vote based on a single issue like health care, women's reproductive rights, the economy, or the environment. These voters choose their preferred candidate based on the issue most important to their identity, their social network, or personal biography, for example religious affiliation, ideology, or health. Americans also often cast their vote in a local context and are influenced by political and social issues affecting their own state. Finally, calculating voter turnout is key to an accurate prediction.

### Some key variables for predicting the election outcome



#### Voting history

*How have people in the state voted in the past? Is the state solidly red, blue, or purple? What is the expected turnout?*



#### Ethnicity

*What ethnic group does a citizen belong to? What is the ethnic make-up of the state?*



#### Religion

*How important is religion to the citizens? How often do they pray or attend worship service?*



#### Economy

*What's the current economic situation in the state? How many citizens live in poverty? How many are without a job?*



#### Income inequality

*How wide is the gap between wealthy and poor people? How much income does the top 1% in the state take home?*



#### Education

*How many people graduate from high school in your state? How many have a college degree?*

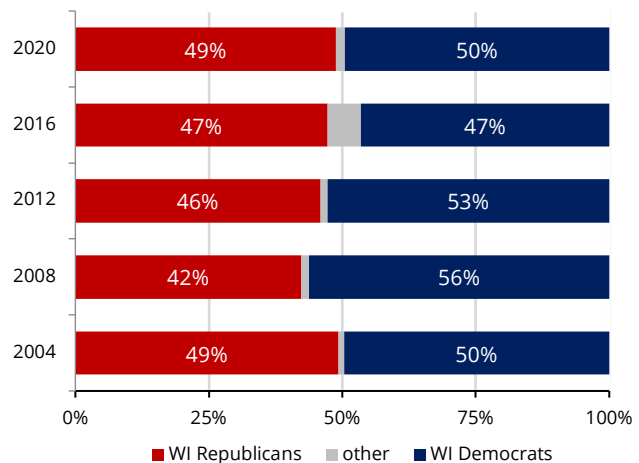


## Voting history <sup>[2]</sup>

With a badger found on the state coat of arms, its seal, its flag and even in the official state song "On, Wisconsin!", Wisconsin is known as the Badger State.

Wisconsin gained statehood in May 1848. Primarily Republican through 1928, the state (like most) turned Democratic during the Great Depression and World War II. From the mid-1940s through 1984, the state voted Republican more often than not. Democrats won the seven elections from 1988 through 2012, although the 2000 and 2004 races were extremely close. This streak was broken in 2016 when Donald Trump won the state by 0.7% over Hillary Clinton. The victory came despite the fact that of the dozens of polls tracked in the months leading up to the election, not a single one had him winning here. The state returned to the Democratic fold in 2020, as Joe Biden won narrowly over Trump.

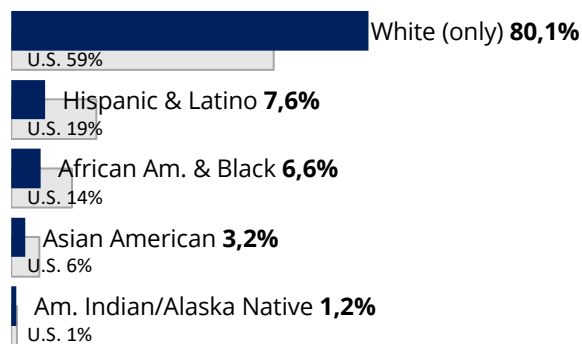
### Election results in Wisconsin (2004–2020): <sup>[2]</sup>



### Voter turnout 2020:



## Ethnicity <sup>[3]</sup>



(U.S. average in grey)



## Religion <sup>[4]</sup>

WI is tied for **44<sup>th</sup>** most religious state overall

**45%** of adults in WI are "highly religious," based on an overall index

### Religious profile of Wisconsin

**44%** (41<sup>st</sup>) say religion is very important in their lives

**27%** (47<sup>th</sup>) say they attend worship at least weekly

**46%** (45<sup>th</sup>) say they pray daily

**56%** (39<sup>th</sup>) say they believe in God w/ absolute certainty



## Economy <sup>[5]</sup>

**10.7%** (38<sup>th</sup> highest) poverty rate

**3.3%** (25<sup>th</sup> lowest) unemployment rate



## Income inequality <sup>[6]</sup>

The **top 1%** take home **16% of all the income in WI.**

(U.S. average: 21%)

**1%** of the families



**16%** of the income

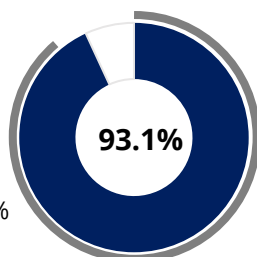


## Education <sup>[3]</sup>

**High school degree or higher**

persons 25+ yrs. old

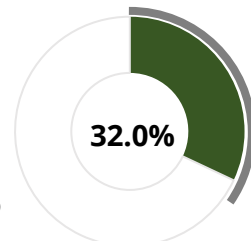
U.S. average (grey): 89.1%



**Bachelor's degree or higher**

persons 25+ yrs. old

U.S. average (grey): 34.3%



## More information on Wisconsin\*



### State information

Official state website: [www.wisconsin.gov](http://www.wisconsin.gov)



### Media



Wisconsin Political News:

<https://www.politico.com/news/wisconsin>



Wisconsin Politics Podcasts:

[https://podcasts.feedspot.com/wisconsin\\_politics\\_podcasts/](https://podcasts.feedspot.com/wisconsin_politics_podcasts/)



## Democrats and Republicans in the state

### Democratic Party



<http://www.wisdems.org/>



<http://www.youtube.com/wisdems09>



<http://twitter.com/wisdems>



<https://www.instagram.com/wisgop>



<https://www.tiktok.com/@wisenatedemocrats>

### Republican Party

<http://www.wisgop.org/>

<http://www.youtube.com/wisgop>

<http://twitter.com/wisgop>

<https://www.instagram.com/wisdems>

[https://www.tiktok.com/@wisconsin\\_republican](https://www.tiktok.com/@wisconsin_republican)

\* Please note, these are third-party resources, Teach About U.S. is not responsible for this content.

#### Sources:

1. State map: [Wikimedia Commons](#)
2. Voting history text: adapted from [270towin.com](http://270towin.com)
3. Ethnicity, economy, and education data: [U.S. Census Bureau](#)
4. Religion data: [Pew poll: How religious is your state?](#)
5. Poverty and unemployment rate: [Poverty Rates by State & Unemployment Statistics Map](#)
6. Wealth and income inequality data: [Economic Policy Institute – The Unequal States of America](#)